


2010 Alaska Victimization Survey



Council on Domestic Violence and Sexual Assault
Sandy Samaniego & Lauree Morton



University of Alaska Anchorage Justice Center
André B. Rosay, Marny Rivera, & Brad Myrstol




Washington State University Vancouver
Darryl Wood

9/30/2010, revised




UNIVERSITY *of* ALASKA ANCHORAGE



2010 Alaska Victimization Survey



- Designed to establish a baseline with statewide intimate partner and sexual violence estimates.
- Modeled after the National Intimate Partner and Sexual Violence Surveillance System (CDC, NIJ, DoD) and administered by RTI.
- Utilized a statewide random digit dial dual frame phone survey (both land and cell phone lines).
- Maximized respondent safety and confidentiality.



2010 Alaska Victimization Survey




- Survey respondents were limited to English-speaking adult women residing in a household with at least one land or cell phone line.
- Includes 871 adult women throughout Alaska, surveyed in May/June 2010.
- Sample provides an excellent representation of the Alaska population of adult women.
- Sampling weights were used to control for selection, non-response, and coverage.



Intimate Partner Violence Definitions



- Intimate partner violence includes two measures:
 - *A – Threats of physical violence.*
 - *B – Physical violence.*
 - *Both include intimate partners only, defined as romantic or sexual partners.*
 - *Measures are then combined into a single ‘intimate partner violence’ composite.*
- Threats of physical violence by intimate partners:
 - *Have your romantic or sexual partners made threats to physically harm you?*



Intimate Partner Violence Definitions



- **Physical violence by intimate partners:**
 - *Have your romantic or sexual partners...*
 - *Slapped you?*
 - *Pushed or shoved you?*
 - *Hit you with a fist or something hard?*
 - *Kicked you?*
 - *Hurt you by pulling your hair?*
 - *Slammed you against something?*
 - *Tried to hurt you by choking or suffocating you?*
 - *Beaten you?*
 - *Burned you on purpose?*
 - *Used a knife or gun on you?*




Intimate Partner Violence Estimates



Lifetime Estimates	Estimated %	Estimated N (out of 247,238)
Intimate Partner Violence ¹	47.6%	117,685
A. Threats	31.0%	76,644
B. Physical Violence	44.8%	110,763

1 – Includes both threats of physical violence and physical violence by intimate partners.

- *47.6% of adult women in Alaska (or 117,685) experienced intimate partner violence in their lifetime,*
 - *31.0% (or 76,644) experienced threats of physical violence,*
 - *44.8% (or 110,763) experienced physical violence.*




Intimate Partner Violence Estimates



Past Year Estimates	Estimated %	Estimated N (out of 247,238)
Intimate Partner Violence ¹	9.4%	23,240
A. Threats	5.8%	14,340
B. Physical Violence	8.6%	21,262

1 – Includes both threats of physical violence and physical violence by intimate partners.


- *9.4% of adult women in Alaska (or 23,240) experienced intimate partner violence in the past year,*
 - *5.8% (or 14,340) experienced threats of physical violence,*
 - *8.6% (or 21,262) experienced physical violence.*



Sexual Violence Definitions



- **Sexual violence includes two measures:**
 - *A – Alcohol or drug involved sexual assault.*
 - *B – Forcible sexual assault.*
 - *Measures are not limited to intimate partners.*
 - *Measures are then combined into a single ‘sexual violence’ composite.*
- **Alcohol or drug involved sexual assault:**
 - *When you were alcohol or drug intoxicated and unable to consent, has anyone...*
 - *Had vaginal sex with you?*
 - *Made you receive anal sex?*
 - *Made you perform oral sex?*
 - *Made you receive oral sex?*




Sexual Violence Definitions



- **Forcible sexual assault:**

- *Has anyone used physical force or threats to physically harm you to...*
 - *Make you have vaginal sex?*
 - *Make you receive anal sex?*
 - *Make you perform oral sex?*
 - *Make you receive oral sex?*
 - *Put their fingers or an object in your vagina or anus?*
 - *Try to have vaginal, oral, or anal sex with you?*




Sexual Violence Estimates



Lifetime Estimates	Estimated %	Estimated N (out of 247,238)
Sexual Violence ¹	37.1%	91,725
A. Alcohol or Drug Involved Sexual Assault	26.8%	66,260
B. Forcible Sexual Assault	25.6%	63,293

1 – Includes both alcohol or drug involved sexual assault and forcible sexual assault.

- *37.1% of adult women in Alaska (or 91,725) experienced sexual violence in their lifetime,*
 - *26.8% (or 66,260) experienced at least one alcohol or drug involved sexual assault,*
 - *25.6% (or 63,293) experienced at least one forcible sexual assault.*



Sexual Violence Estimates

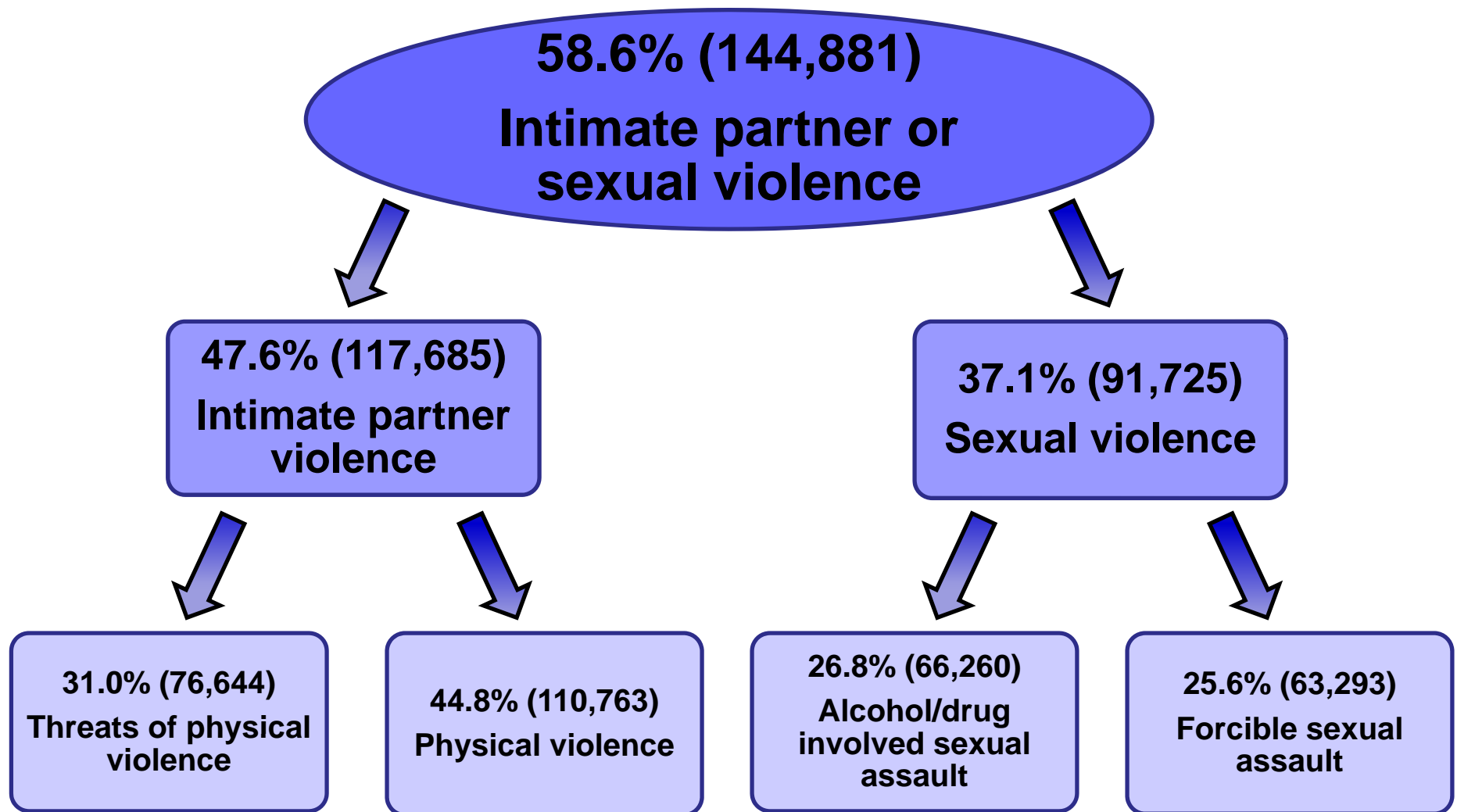


Past Year Estimates	Estimated %	Estimated N (out of 247,238)
Sexual Violence ¹	4.3%	10,631
A. Alcohol or Drug Involved Sexual Assault	3.6%	8,901
B. Forcible Sexual Assault	2.5%	6,181

1 – Includes both alcohol or drug involved sexual assault and forcible sexual assault.

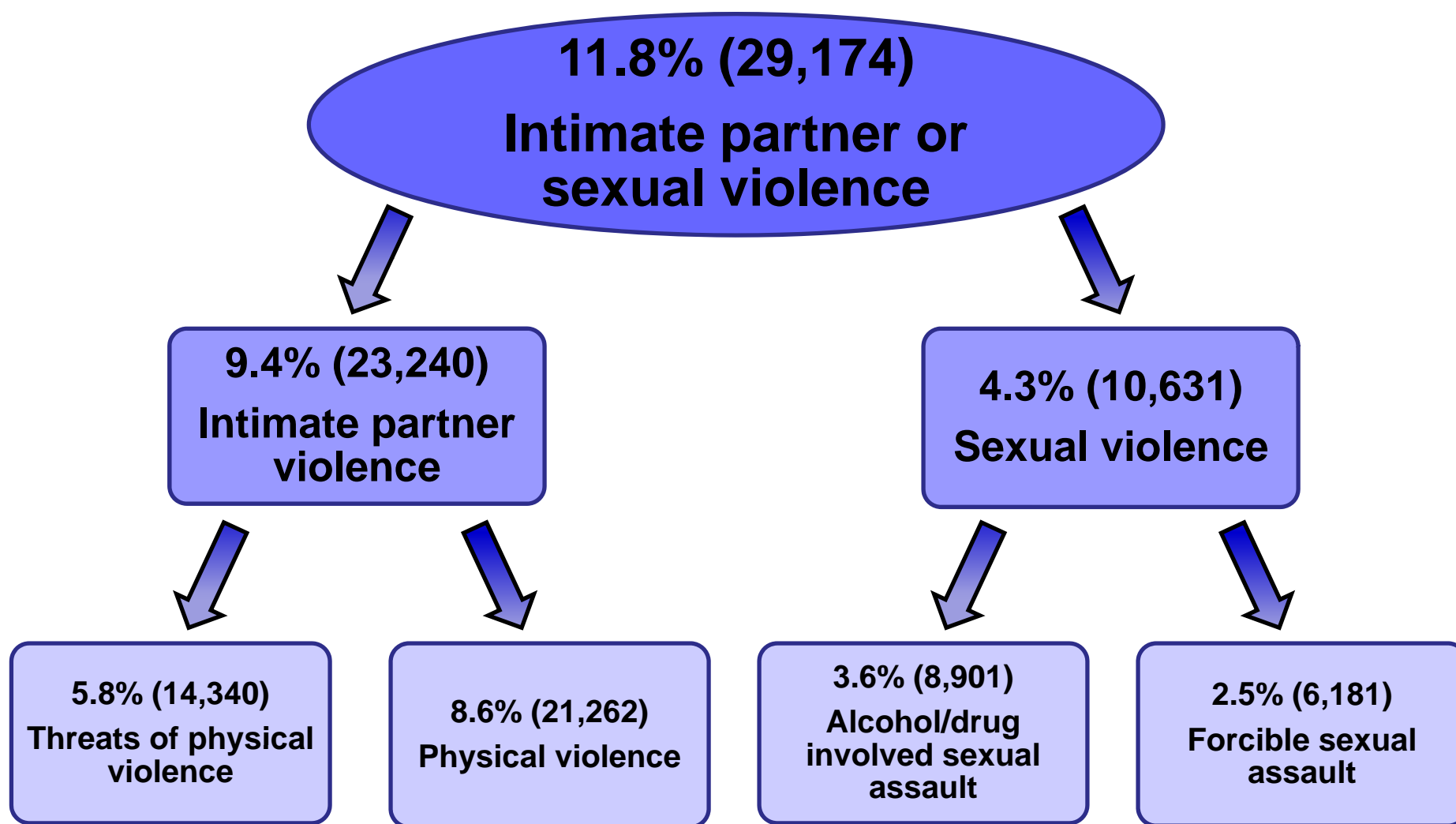
- *4.3% of adult women in Alaska (or 10,631) experienced sexual violence in the past year,*
 - *3.6% (or 8,901) experienced at least one alcohol or drug involved sexual assault,*
 - *2.5% (or 6,181) experienced at least one forcible sexual assault.*

Summary of Lifetime Estimates




Note: percentages do not sum because some respondents experienced multiple victimizations.

Summary of Past Year Estimates



Note: percentages do not sum because some respondents experienced multiple victimizations.



Important Limitations




- Survey only provides a statewide average and masks regional differences. Regional estimates may vary significantly.
- Survey excluded non-English speaking women, women without phone access, and women not living in a residence (e.g., shelters, hospitals, homeless, prisons). Estimates may be significantly higher among women excluded from the survey.



Important Limitations



- Measured *number of victims*, not *number of victimizations*. The number of victimizations is higher than the number of victims.
- Survey did not measure all forms of intimate partner violence or sexual violence. Estimates are therefore conservative.
- Estimates may also be conservative because of the continuing stigma of reporting intimate partner and sexual violence.




A Special Thank You!



We sincerely thank the women who invested time and effort to participate in the 2010 Alaska Victimization Survey.

They re-lived horrendous experiences – experiences no one should be subjected to – to help the rest of us understand the extent of intimate partner and sexual violence in Alaska. Thank you!



Contacts



Council on Domestic Violence and Sexual Assault

Sandy Samaniego, Executive Director (Juneau)

(907) 465-5504

sandy.samaniego@alaska.gov



University of Alaska Anchorage Justice Center

André B. Rosay, Director (Anchorage)

(907) 786-1821

afabr@uaa.alaska.edu