

ANCHORAGE COMMUNITY INDICATORS

A PUBLICATION OF THE JUSTICE CENTER

April 2004

University of Alaska Anchorage

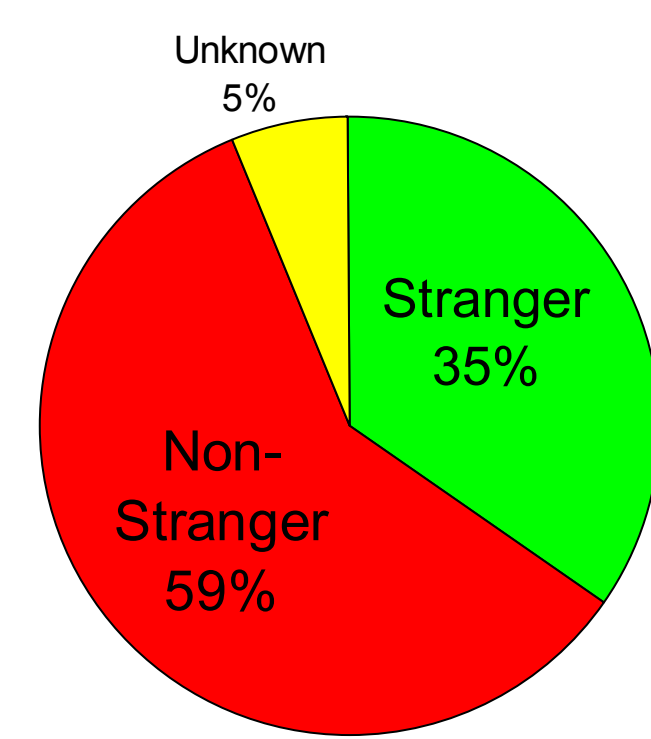
Series 2, No. 5

Sexual Assault Study: Differences by Relationship Amanda Matthews and André Rosay

DATA:

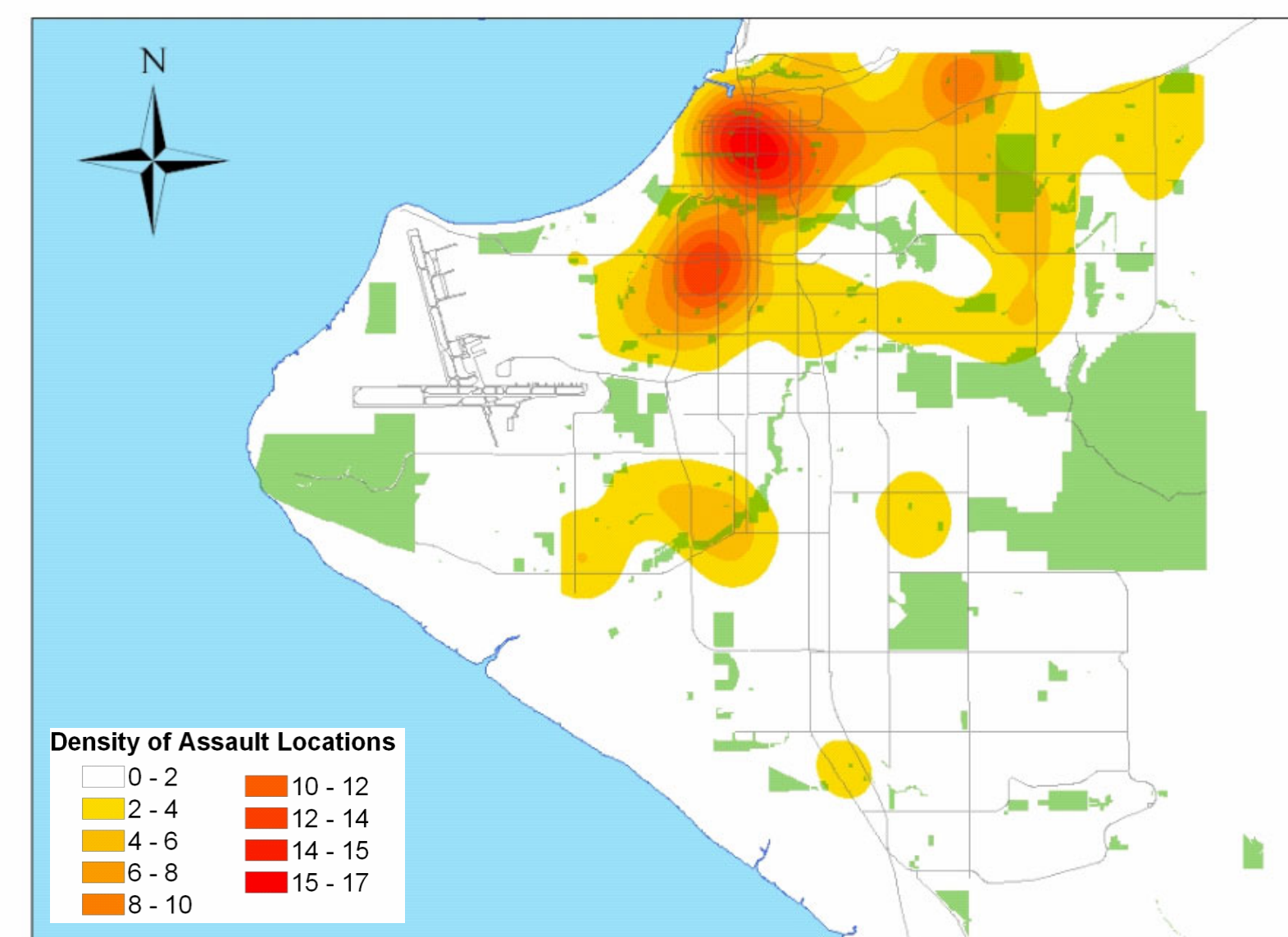
This analysis is based on 282 sexual assaults reported to the Anchorage Police Department in 2001. More specifically, this analysis compares the 168 victims assaulted by non-strangers to the 99 victims assaulted by strangers.

Among non-strangers, the most common relationships included acquaintances (30%), friends (27%), and boyfriends / girlfriends (12%).

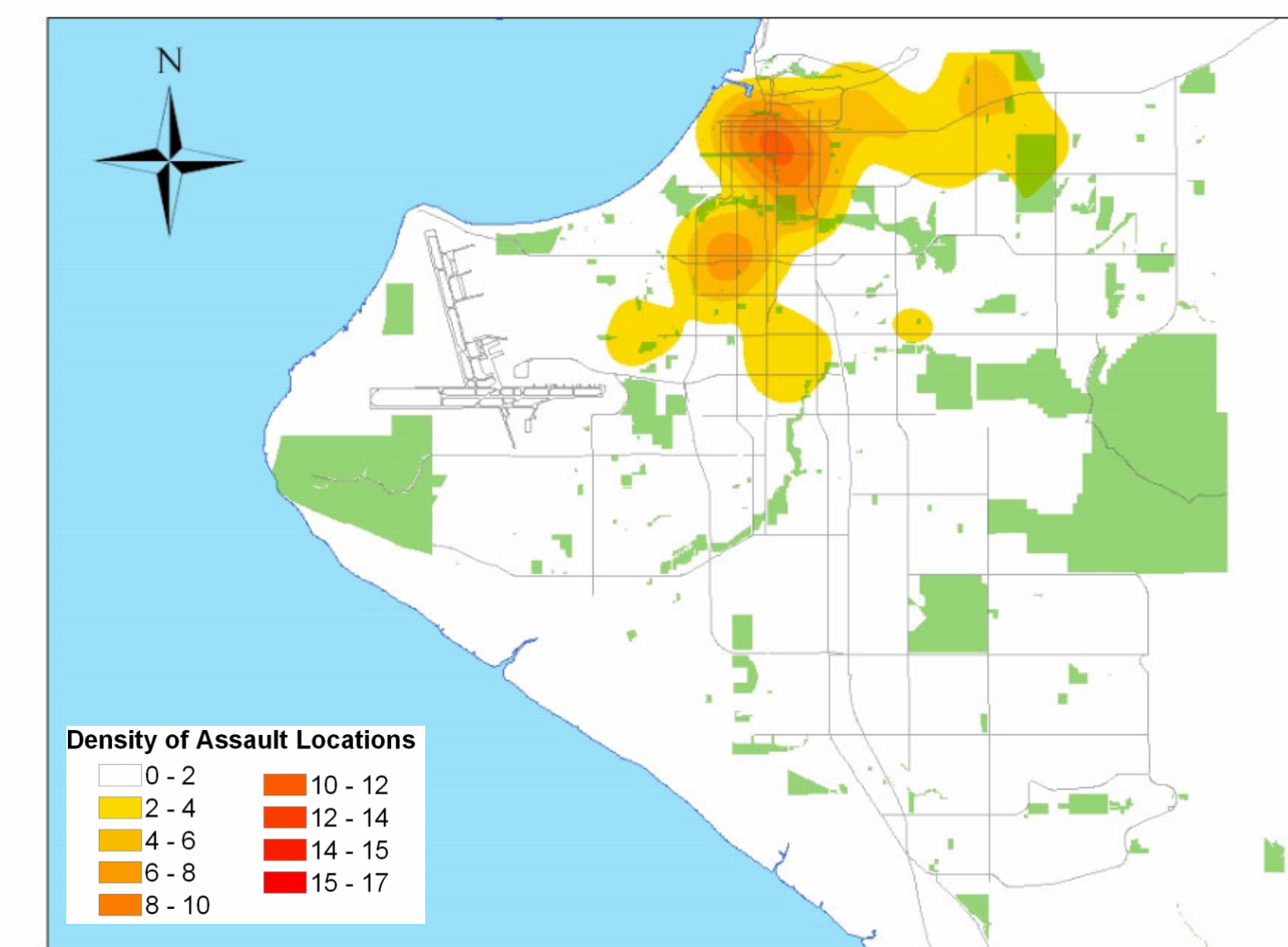


SEXUAL ASSAULT DENSITIES BY RELATIONSHIP

NON-STRANGER



STRANGER



ALCOHOL USE

Victim	Non-Stranger		Stranger	
	N	%	N	%
Yes	87	56.5	66	68.0
No	67	43.5	31	32.0
Total	154	100.0	97	100.0

Suspect	Non-Stranger		Stranger	
	N	%	N	%
Yes	89	70.6	65	85.5
No	37	29.4	11	14.5
Total	126	100.0	76	100.0

AGE

Victim	Non-Stranger		Stranger	
	N	%	N	%
14 years old or younger	16	9.5	7	7.1
15 to 19 years old	47	28.0	23	23.5
20 to 24 years old	20	11.9	13	13.3
25 to 34 years old	47	28.0	15	15.3
35 to 44 years old	26	15.5	25	25.5
45 to 54 years old	7	4.2	13	13.3
55 years old or older	5	3.0	2	2.0
Total	168	100.0	98	100.0

RACE

Victim	Non-Stranger		Stranger	
	N	%	N	%
White	78	48.1	41	41.8
Native	69	42.6	54	55.1
Hispanic	3	1.9	1	1.0
Black	10	6.2	3	3.1
Asian	4	2.5	0	0.0
Pacific Islander	0	0.0	0	0.0

LOCATION

Pick-up	Non-Stranger		Stranger	
	N	%	N	%
Victim's House	50	33.1	7	8.0
Suspect's House	32	21.2	2	2.3
Other House	21	13.9	5	5.7
Hotel	11	7.3	11	12.5
Bar	10	6.6	12	13.6
Outdoors	16	10.6	35	39.8
Other	11	7.3	16	18.2
Total	151	100.0	88	100.0

VICTIM INJURIES

	Non-Stranger		Stranger	
	N	%	N	%
No Injuries	88	64.7	43	53.8
Injuries: Not Treated	32	23.5	32	40.0
Injuries: Self-Treated	16	11.8	2	2.5
Injuries: Hospital	0	0.0	3	3.8
Total	136	100.0	80	100.0

Suspect	Non-Stranger		Stranger	
	N	%	N	%
14 years old or younger	3	2.0	0	0.0
15 to 19 years old	21	14.2	9	16.4
20 to 24 years old	25	16.9	13	23.6
25 to 34 years old	42	28.4	16	29.1
35 to 44 years old	34	23.0	12	21.8
45 to 54 years old	21	14.2	2	3.6
55 years old or older	2	1.4	3	5.5
Total	148	100.0	55	100.0

Suspect	Non-Stranger		Stranger	
	N	%	N	%
White	70	42.2	33	27.3
Native	47	28.3	22	18.2
Hispanic	11	6.6	12	9.9
Black	37	22.3	42	34.7
Asian	6	3.6	11	9.1
Pacific Islander	0	0.0	2	1.7

Assault	Non-Stranger		Stranger	
	N	%	N	%
Victim's House	59	33.7	7	7.3
Suspect's House	45	25.7	12	12.5
Other House	28	16.0	4	4.2
Hotel	21	12.0	16	16.7
Outdoors	17	9.7	52	54.2
Other	5	2.9	5	5.2
Total	175	100.0	96	100.0

TIME TO REPORT

	Non-Stranger		Stranger	
	N	%	N	%
Less than 1 hour	45	28.1	47	49.5
1 to 24 hours	54	33.7	39	41.0
24 to 36 hours	7	4.4	0	0.0
More than 36 hours	54	33.7	9	9.5
Total	160	100.0	95	100.0