

# ANCHORAGE COMMUNITY INDICATORS

A PUBLICATION OF THE JUSTICE CENTER

April 2004

University of Alaska Anchorage

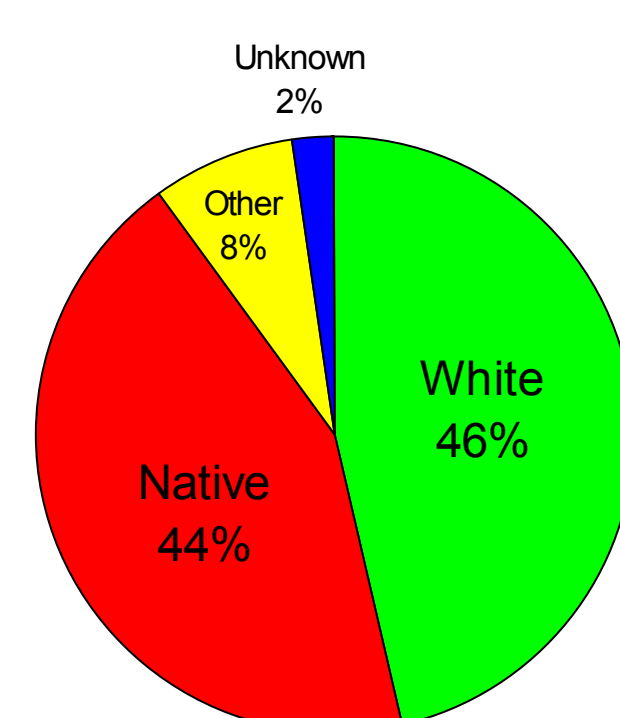
Series 2, No. 4

## Sexual Assault Study: Differences by Victim's Race Kamaree Altaffer and André Rosay

### DATA:

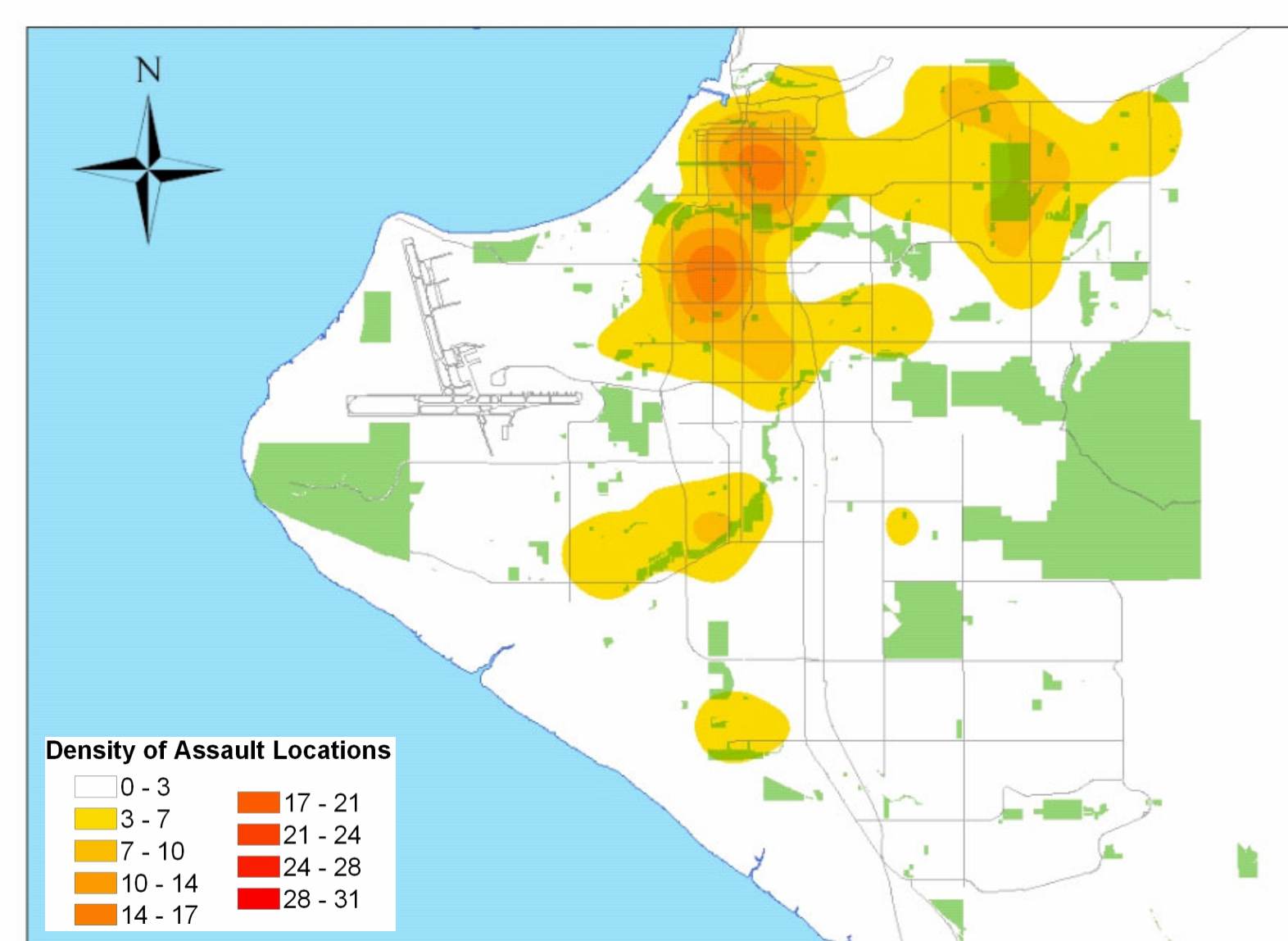
This analysis is based on 541 sexual assaults reported to the Anchorage Police Department in 2000 and 2001. More specifically, this analysis compares the 257 Caucasian victims to the 243 Native victims. White and Native victims represented 90% of all victims.

1.5% of victims were Hispanic, 4.7% were Black, 1.5% were Asian, and 0.7% were of two or more races.

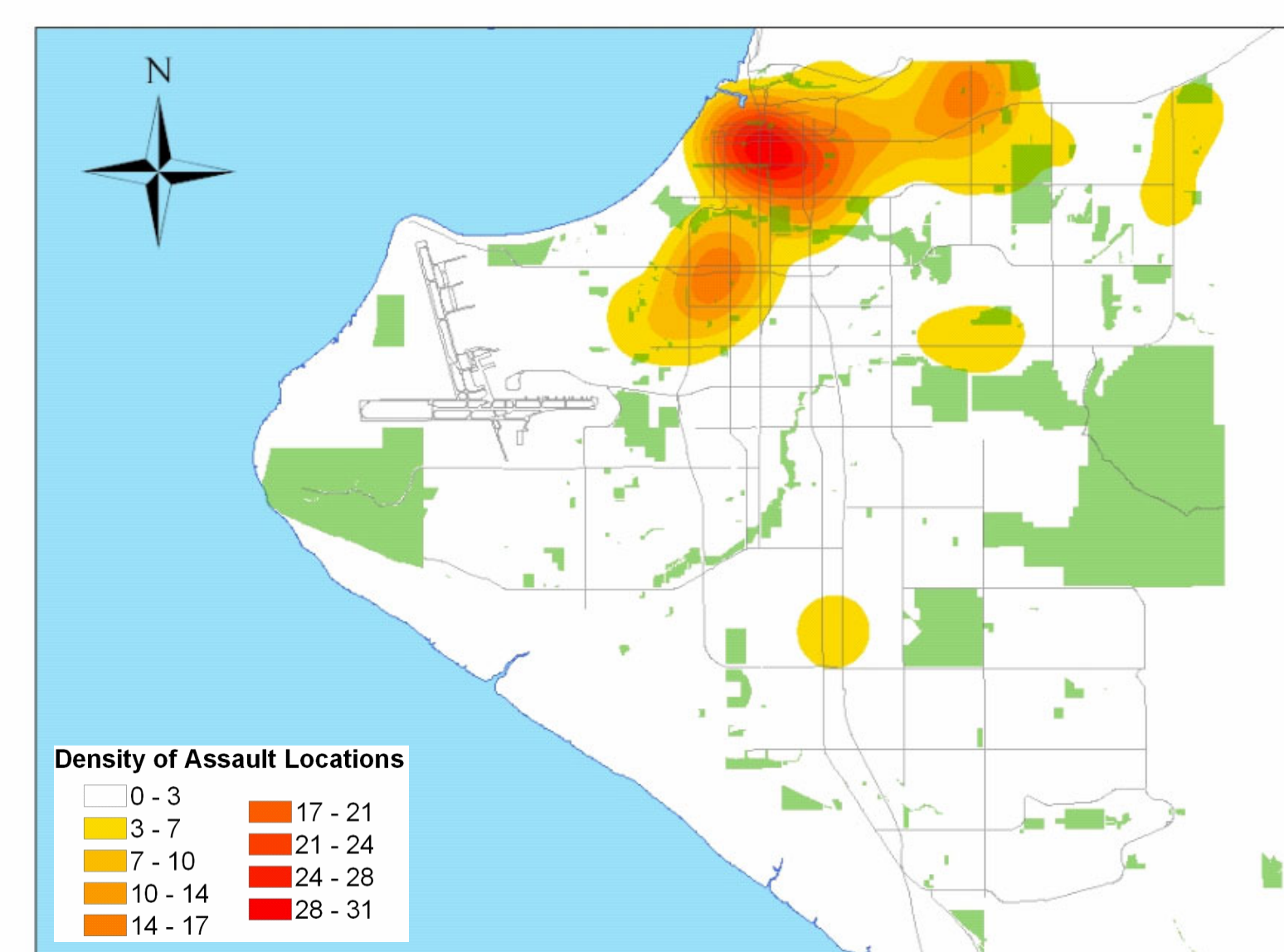


### SEXUAL ASSAULT DENSITIES BY VICTIM'S RACE

#### WHITE



#### NATIVE



### ALCOHOL USE

Victim	White		Native	
	N	%	N	%
Yes	52	45.2	102	80.3
No	63	54.8	25	19.7
<b>Total</b>	<b>115</b>	<b>100.0</b>	<b>127</b>	<b>100.0</b>

Suspect	White		Native	
	N	%	N	%
Yes	54	60.7	92	90.2
No	35	39.3	10	9.8
<b>Total</b>	<b>89</b>	<b>100.0</b>	<b>102</b>	<b>100.0</b>

### AGE

Victim	White		Native	
	N	%	N	%
14 years old or younger	24	9.4	12	5.0
15 to 19 years old	75	29.5	55	22.9
20 to 24 years old	43	16.9	36	15.0
25 to 34 years old	52	20.5	58	24.2
35 to 44 years old	36	14.2	58	24.2
45 to 54 years old	16	6.3	17	7.1
55 years old or older	8	3.1	4	1.7
<b>Total</b>	<b>254</b>	<b>100.0</b>	<b>240</b>	<b>100.0</b>

### LOCATION

Pick-up	White		Native	
	N	%	N	%
Victim's House	63	27.6	32	15.0
Suspect's House	27	11.8	24	11.3
Other House	33	14.5	18	8.5
Hotel	9	3.9	21	9.9
Bar	17	7.5	35	16.4
Outdoors	42	18.4	54	25.4
Other	37	16.2	29	13.6
<b>Total</b>	<b>228</b>	<b>100.0</b>	<b>213</b>	<b>100.0</b>

### DAY OF INCIDENT

	White		Native	
	N	%	N	%
Monday	23	10.4	22	9.7
Tuesday	28	12.7	26	11.5
Wednesday	31	14.0	29	12.8
Thursday	25	11.3	22	9.7
Friday	24	10.9	36	15.9
Saturday	54	24.4	54	23.9
Sunday	36	16.3	37	16.4
<b>Total</b>	<b>221</b>	<b>100.0</b>	<b>226</b>	<b>100.0</b>

### SUSPECT'S RACE

	White		Native	
	N	%	N	%
White	142	57.7	69	27.3
Native	23	9.3	99	39.1
Hispanic	14	5.7	21	8.3
Black	53	21.5	58	22.9
Asian	14	5.7	9	3.6
Pacific Islander	2	0.8	2	0.8

Suspect	White		Native	
	N	%	N	%
14 years old or younger	5	3.2	1	0.6
15 to 19 years old	37	23.9	16	9.9
20 to 24 years old	34	21.9	29	17.9
25 to 34 years old	28	18.1	55	34.0
35 to 44 years old	40	25.8	33	20.4
45 to 54 years old	8	5.2	22	13.6
55 years old or older	3	1.9	6	3.7
<b>Total</b>	<b>155</b>	<b>100.0</b>	<b>162</b>	<b>100.0</b>

Assault	White		Native	
	N	%	N	%
Victim's House	71	28.3	42	17.5
Suspect's House	54	21.5	49	20.4
Other House	37	14.7	31	12.9
Hotel	20	8.0	32	13.3
Outdoors	44	17.5	77	32.1
Other	25	10.0	9	3.8
<b>Total</b>	<b>251</b>	<b>100.0</b>	<b>240</b>	<b>100.0</b>

### TIME TO REPORT

	White		Native	
	N	%	N	%
Less than 1 hour	67	28.0	102	45.1
1 to 24 hours	87	36.4	84	37.1
24 to 36 hours	1	0.0	8	3.5
More than 36 hours	84	35.1	32	15.5
<b>Total</b>	<b>239</b>	<b>100.0</b>	<b>226</b>	<b>100.0</b>

### RELATIONSHIP

	White			Native		
	N	%	% non-stranger	N	%	% non-stranger
Intimate	16	11.8	19.0	8	5.3	11.1
Family	4	2.9	4.8	18	11.8	25.0
Acquaintance	39	28.7	46.4	29	19.1	40.3
Friend	25	18.4	29.8	17	11.2	23.6
Stranger	52	38.2	--	80	52.6	--
<b>Total</b>	<b>136</b>	<b>100.0</b>	<b>100.0</b>	<b>152</b>	<b>100.0</b>	<b>100.0</b>